



SIMPLITZ® Panel

Datasheet



PRELIMINARY

SIMPLITZ® Panel is an economic and energy-saving replacement for traditional office panel/louvers. With two sizes and three different ways of mounting, it perfectly fits a variety of applications to provide quality general lighting that enhances sense of well-being.

Benefits

Enhanced sense of well-being

- Uniform light with no dark spot or yellow rim
- Excellent glare control, UGR<19, which offers comfortable visual effect
- Flicker-free

Optimized total cost of ownership

- High efficacy up to 110 lm/W
- More than 50% energy saving compared to CFL
- 50,000 hours lifetime reduces maintenance cost
- Integrated ceiling version that saves accessory cost

High flexibility

- Customized wattage and size available on request

Applications

- Offices
- Hospitals
- Schools
- Banks
- Express stores

SIMPLITZ® Panel

Technical Data

Optical Specifications

	2ft x 2ft		4ft x 1ft	
	Low Power	High Power	Low Power	High Power
Luminous Flux	3520 lm	6160 lm	3520 lm	6160 lm
Efficacy	110 lm/W			
CCT	4000K, 6500K			
CRI	≥80			
SDCM	≤4			
UGR	<19			
Beam Angle	120°			

Electrical and Mechanical Specifications

Input Voltage	220-240V AC 50/60Hz			
Power Consumption	32W	56W	32W	56W
Power Factor	0.9			
Surge Protection	Line-to-line 1KV			
Total Harmonic Distortion	<15%			
Dimensions (L x W x H)	Suspended	595mm x 595mm x 9mm		1195mm x 295mm x 9mm
	Integrated	600mm x 600mm x 15mm		1200mm x 300mm x 15mm
Weight	2.6kg		2.7kg	
Cover Lens	PS			
Housing	Aluminium, white (RAL9003)			

System Specifications

Power	AC line			
Dimmable	ON/OFF			
Installation	Recessed, suspended and integrated ceiling mounting			
Mounting Hole	580mm x 580mm		1180mm x 280mm	
Operating Temperature	-20°C to +40°C			
Storage Temperature	-40°C to +80°C			
Environment	Indoor (IP20)			
Lumen Maintenance	L70 @25°C - 50,000hrs			
Safety Approval	Electrical Protection Class II, CB, CCC, Photo-biological safety, RoHS			

Due to the special conditions of manufacturing process of LED, the typical data of technical parameters can only reflect statistical figures and do not necessarily correspond to the actual parameters of each single product which could differ from typical data.

Exceeding maximum ratings for operation voltage will cause hazardous overload and will likely destroy the LED module.

Exceeding maximum ratings for operation and storage temperature will reduce expected life time or destroy the LED module.

01/18 V0.1 · Specifications are subject to change without notice. Errors and omission excepted, always make sure to use the most recent release.

©2018 OSRAM GmbH · All rights reserved · Internet www.osram.asia/ls


2 of 6

SIMPLITZ® Panel

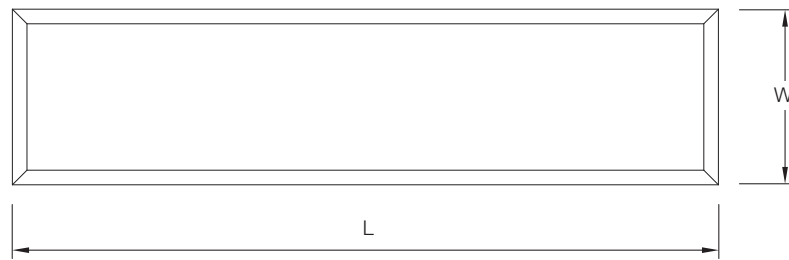
Dimensions

Suspension Mounting

2ft × 2ft



4ft × 1ft



Dimensions


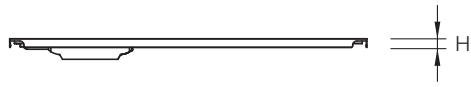
	2ft × 2ft	4ft × 1ft
L	595mm	1195mm
W	595mm	295mm
H	9mm	9mm

SIMPLITZ® Panel



Dimensions

Integrated Ceiling Mounting

2ft × 2ft



4ft × 1ft



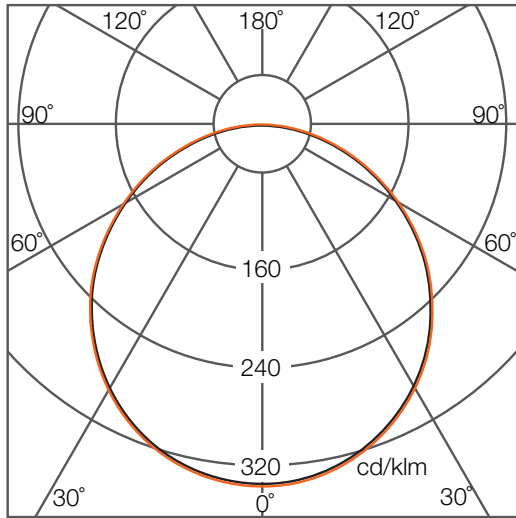
Dimensions

	2ft × 2ft	4ft × 1ft
L	600mm	1200mm
W	600mm	300mm
H	15mm	15mm

SIMPLITZ® Panel

Photometrics

Light Distribution Curve (4000K, 6500K)



Illuminance at a distance (4000K, 6500K)

	Center Beam Lux/klm	Beam Width	
		V	H
0.5m	1381	1.50m	1.51m
1m	345	3.00m	3.01m
1.5m	153	4.50m	4.52m
2m	86	6.00m	6.02m
2.5m	55	7.50m	7.53m
3m	38	9.00m	9.03m

● Vert. Spread: 112.6°

Due to the manufacturing processes of LED, the polar candela distribution and distance luminaries only reflect statistical figures and do not necessarily correspond to the actual parameters of individual product that may differ from the typical values.

01/18 V0.1 · Specifications are subject to change without notice. Errors and omission excepted, always make sure to use the most recent release.

©2018 OSRAM GmbH · All rights reserved · Internet www.osram.asia/ls

SIMPLITZ® Panel

Ordering Codes

Fixture

Short Text	Power	Dimensions	CCT	Material	EAN10	EAN40
SIMPLITZ PANEL 0606 LP 840 2X1 OSRAM	32W	2ft x 2ft	4000K	AM159730055	4052899567955	4052899567962
SIMPLITZ PANEL 0606 LP 865 2X1 OSRAM	32W	2ft x 2ft	6500K	AM159760055	4052899567979	4052899567986
SIMPLITZ PANEL 0606 LP 840 IT 2X1 OSRAM	32W	2ft x 2ft	4000K	AM159790055	4052899568112	4052899568129
SIMPLITZ PANEL 0606 LP 865 IT 2X1 OSRAM	32W	2ft x 2ft	6500K	AM159840055	4052899568136	4052899568143
SIMPLITZ PANEL 0312 LP 840 2X1 OSRAM	32W	4ft x 1ft	4000K	AM159690055	4052899567870	4052899567887
SIMPLITZ PANEL 0312 LP 865 2X1 OSRAM	32W	4ft x 1ft	6500K	AM159720055	4052899567894	4052899567900
SIMPLITZ PANEL 0312 LP 840 IT 2X1 OSRAM	32W	4ft x 1ft	4000K	AM159710055	4052899568037	4052899568044
SIMPLITZ PANEL 0312 LP 865 IT 2X1 OSRAM	32W	4ft x 1ft	6500K	AM159820055	4052899568051	4052899568068
SIMPLITZ PANEL 0606 HP 840 2X1 OSRAM	56W	2ft x 2ft	4000K	AM159770055	4052899567993	4052899568006
SIMPLITZ PANEL 0606 HP 865 2X1 OSRAM	56W	2ft x 2ft	6500K	AM159830055	4052899568013	4052899568020
SIMPLITZ PANEL 0606 HP 840 IT 2X1 OSRAM	56W	2ft x 2ft	4000K	AM159800055	4052899568150	4052899568167
SIMPLITZ PANEL 0606 HP 865 IT 2X1 OSRAM	56W	2ft x 2ft	6500K	AM159810055	4052899568174	4052899568181
SIMPLITZ PANEL 0312 HP 840 2X1 OSRAM	56W	4ft x 1ft	4000K	AM159740055	4052899567917	4052899567924
SIMPLITZ PANEL 0312 HP 865 2X1 OSRAM	56W	4ft x 1ft	6500K	AM159750055	4052899567931	4052899567948
SIMPLITZ PANEL 0312 HP 840 IT 2X1 OSRAM	56W	4ft x 1ft	4000K	AM159780055	4052899568075	4052899568082
SIMPLITZ PANEL 0312 HP 865 IT 2X1 OSRAM	56W	4ft x 1ft	6500K	AM159700055	4052899568099	4052899568105