



Product Highlights:

- Cool to touch, maximum 65°C surface temperature at 40°C ambient
- Stainless steel trim ring, tempered glass, die-cast aluminium housing
- Durable fixture. Able to withstand a 2,000kg static load
- Choice of three colour temperatures: warm white (3000K), neutral white (4000K) and cool white (5700K)
- Available in three beam angles: 12°, 20° and 30°
- Good protection against water and dust ingress and impact, IP67 and IK09 certified
- Long lifetime up to 35,000 hours at L70, 35°C

Light is advancement OLUX® LED IN-GROUND outdoor luminaires

Elegant in-ground LED luminaire creates beautifully lit and stylish outdoor spaces at an affordable cost.

Light is OSRAM

OLUX® LED IN-GROUND



Advantages & Benefits

- Ruggedly constructed in-ground fixture for outdoor applications
- Available in two sizes: S type with 7W power and 500-760 lumens, M type with 12W power and 960-1360 lumens
- Three beam angles and colour temperatures offer flexibility in landscape design
- Shipped with installation kit
- Requires no external driver, voltage: 220-240AC

The OLUX® LED IN-GROUND luminaire is a rugged, versatile and affordable solution for outdoor in-ground, up light illumination. With two sizes, three colour temperatures and three beam angles available, this outdoor luminaire is sure to meet even the most demanding applications. Suitable for installation in the ground or wall-recessed, the fixture is robust and holds up to 2,000kg in static load – making it the perfect light for demanding areas such as parking lots, bridges and public squares. Whether illuminating a building, lighting a sculpture or accenting features, the OLUX® LED IN-GROUND luminaire opens up a wide range of creative options and design capabilities.

Ideal Applications

- Landscape: bridges, trees, shrubs and statues
- Architectural: accent and façade
- Urban: outdoor bars, restaurants, walkways, city squares, business plazas and pedestrian malls

OLUX® LED IN-GROUND

OLUX® LED IN-GROUND S 7W

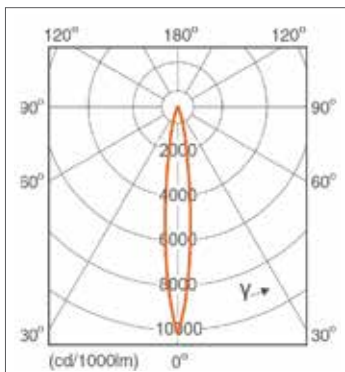


OLUX® LED IN-GROUND M 12W

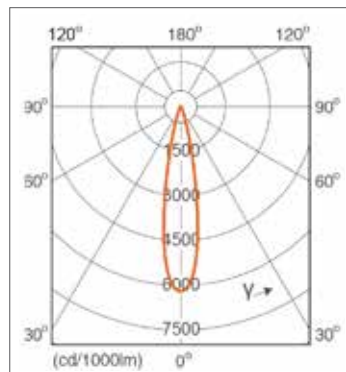


Light Distribution for OLUX® LED IN-GROUND

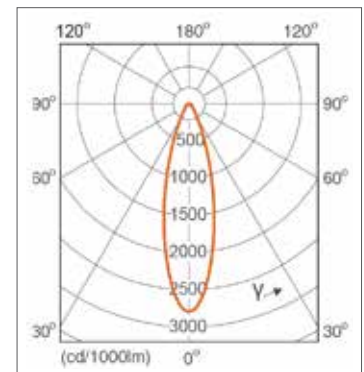
NARROW BEAM 12°



MEDIUM BEAM 20°



WIDE BEAM 30°



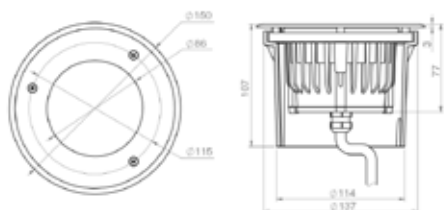
OLUX® LED IN-GROUND



| Product Reference | Code (EAN) | | | | | | | | | | |
|---------------------------------|---------------|-------|---------|----|-------|----|------|------|-----|-----|---|
| OLUX® LED IN-GROUND S 830 N 6X1 | 4052899044258 | White | 220-240 | 7 | 50/60 | 12 | 3000 | 430 | 150 | 107 | 6 |
| OLUX® LED IN-GROUND S 830 M 6X1 | 4052899044272 | White | 220-240 | 7 | 50/60 | 20 | 3000 | 430 | 150 | 107 | 6 |
| OLUX® LED IN-GROUND S 830 W 6X1 | 4052899044296 | White | 220-240 | 7 | 50/60 | 30 | 3000 | 430 | 150 | 107 | 6 |
| OLUX® LED IN-GROUND S 740 N 6X1 | 4052899044319 | White | 220-240 | 7 | 50/60 | 12 | 4000 | 600 | 150 | 107 | 6 |
| OLUX® LED IN-GROUND S 740 M 6X1 | 4052899044333 | White | 220-240 | 7 | 50/60 | 20 | 4000 | 600 | 150 | 107 | 6 |
| OLUX® LED IN-GROUND S 740 W 6X1 | 4052899044357 | White | 220-240 | 7 | 50/60 | 30 | 4000 | 600 | 150 | 107 | 6 |
| OLUX® LED IN-GROUND S 757 N 6X1 | 4052899044371 | White | 220-240 | 7 | 50/60 | 12 | 5700 | 700 | 150 | 107 | 6 |
| OLUX® LED IN-GROUND S 757 M 6X1 | 4052899044395 | White | 220-240 | 7 | 50/60 | 20 | 5700 | 700 | 150 | 107 | 6 |
| OLUX® LED IN-GROUND S 757 W 6X1 | 4052899044418 | White | 220-240 | 7 | 50/60 | 30 | 5700 | 700 | 150 | 107 | 6 |
| OLUX® LED IN-GROUND M 830 N 4X1 | 4052899044432 | White | 220-240 | 12 | 50/60 | 12 | 3000 | 830 | 185 | 136 | 4 |
| OLUX® LED IN-GROUND M 830 M 4X1 | 4052899044456 | White | 220-240 | 12 | 50/60 | 20 | 3000 | 830 | 185 | 136 | 4 |
| OLUX® LED IN-GROUND M 830 W 4X1 | 4052899044470 | White | 220-240 | 12 | 50/60 | 30 | 3000 | 830 | 185 | 136 | 4 |
| OLUX® LED IN-GROUND M 740 N 4X1 | 4052899044494 | White | 220-240 | 12 | 50/60 | 12 | 4000 | 1170 | 185 | 136 | 4 |
| OLUX® LED IN-GROUND M 740 M 4X1 | 4052899044517 | White | 220-240 | 12 | 50/60 | 20 | 4000 | 1170 | 185 | 136 | 4 |
| OLUX® LED IN-GROUND M 740 W 4X1 | 4052899044531 | White | 220-240 | 12 | 50/60 | 30 | 4000 | 1170 | 185 | 136 | 4 |
| OLUX® LED IN-GROUND M 757 N 4X1 | 4052899044555 | White | 220-240 | 12 | 50/60 | 12 | 5700 | 1300 | 185 | 136 | 4 |
| OLUX® LED IN-GROUND M 757 M 4X1 | 4052899044579 | White | 220-240 | 12 | 50/60 | 20 | 5700 | 1300 | 185 | 136 | 4 |
| OLUX® LED IN-GROUND M 757 W 4X1 | 4052899044593 | White | 220-240 | 12 | 50/60 | 30 | 5700 | 1300 | 185 | 136 | 4 |

* Technical data subject to variation and change without notice.

OLUX LED IN-GROUND S 7W



OLUX LED IN-GROUND M 12W

